

Bluetooth watch manual



Welcome to use the Bluetooth watch. Please read this manual carefully before use this watch.


- Important: Charge the Bluetooth watch for 8 hours before using it the first time.
- The Caller ID watch with Bluetooth technology keeps you connected in style by combining a vintage analog/digital watch design with Bluetooth Wireless technology.
- It notifies you when your phone rings with a discreet vibrating sensation and showing the caller's name and/or number on the bright OLED display

1、 Main function:




- 1) Show caller ID and caller mobile no.
- 2) Watch vibrate when distance on watch and mobile phone is more than 5-10M.
- 3) It notifies you when your phone rings with a discreet vibrating sensation and showing the caller's name and/or number on the bright OLED display.
- 4) When an SMS/text message is received the watch will vibrate and the text alert icon will appear.
- 5) You can mute the phone's ringer or reject a call by simply pushing a button on the watch.
- 6) Renew the telephone book in watch.





1

Inefficacy item show on the display:



Seven items show on the display:

First item: show Bluetooth ON/OFF status. Bluetooth turn on when menu show , Bluetooth turn off when menu show . On Bluetooth off status, can't operate other items. On Bluetooth off status, press SET key, turn on Bluetooth; on Bluetooth open status, press SET key, Turn off Bluetooth, Menu show .

Second item: show Bluetooth pairing status. Bluetooth on pairing status when show , Bluetooth not on pairing status when show . (on first use, mobile phone and Bluetooth watch need pair), Not on pairing status, press SET key, Bluetooth start pairing. Screen show pairing (at this time open mobile phone Bluetooth function, search equipment, when mobile phone show  mark, show mobile phone search this Bluetooth watch already, at the same time choose  mark, choice connecting,

3




at the same time watch will alarm with vibrating 20 seconds, screen show "disconnect failure".

Fourth item: show disconnection cue. On efficacy status, Display will cue and watch vibrate when Bluetooth disconnect. On inefficacy status, Watch isn't cue when Bluetooth disconnect.

Fifth item: show MMS/SMS cue. On efficacy status, When an SMS/text message is received the watch will vibrate and the text alert icon will appear. On inefficacy status, When an SMS/text message is received the watch isn't clue on. Press SET key to choice this item.

Sixth item: read telephone book from mobile phone. On the item, press SET key, start to read telephone book, on this status, press SET key to stop telephone book.

4, Battery inspect

When battery capacity is low, screen show  mark. Charge this Bluetooth watch, screen show  three 3 seconds, after 3 seconds  turn off, watch enter into recharge status. First time need recharge 8 hours, after this time recharge about 2 hours.

5

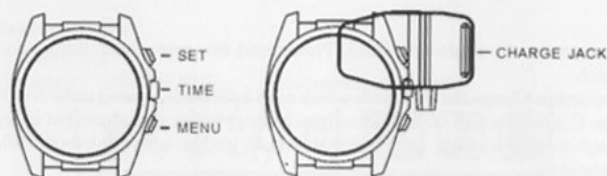



Table of contents

1	Main function.....	1
2	Key instruction.....	2
3	SET UP	2
4	Battery inspect.....	5
5	Technique guide.....	6

2、 Key instruction:

1) . MENU key

On wait status, press MENU key, Show menu on display.



At the time pitch on the first item on display. Press MENU key repeat, pitch on the next item, when pitch on the end item, exit the menu display.

On your phone rings status, press MENU key, hear caller tone.


2) . SET key

On menu status, press SET key, change the pitching on item.

On your phone rings status, press SET key, reject the call.


3, SET UP




On menu status, the efficiency item show on the display:



2

when mobile phone connect this Bluetooth watch, pairing finish and screen show "success". Mobile phone will show connect already). On Bluetooth pairing status, press SET key, set out pairing status, screen show "failure". When this Bluetooth watch connect mobile phone, check mobile phone can't support MMS/SMS cue function, Menu only show Six items, MMS/SMS item will disappear.



Third item: show Bluetooth connect status. Bluetooth on connection status when show , Bluetooth on disconnection status when show . On Bluetooth disconnection status, press SET key, set up connection, screen show "connecting", (at this time mobile phone will ask connect, if agree to connect, after connecting screen show , if not screen show "failure"). On Bluetooth connection status, press SET key, cut the connection. Screen show "disconnect". When the distance between mobile phone and this Bluetooth watch is more than 5-10 metre, watch will disconnect with mobile phone,

4

5, Technique guide:

Bluetooth V1.2

Class2 standard (10M)

Accord with Bluetooth speaker criterion (Hands-free Profile) V0.96

Availability distance 5-10M

Automatism saving electronic energy.

Safety attestation, data encrypt.

Stainless steel case

Water resistant to 3 ATM

96x16 pixel OLED display

120-240V AC adapter with 5V DC Output

6